

**MONITEX**

**ROTAMIX**

**GX330**

**Alginate Mixer**

Smooth mixture in seconds for a quick and accurate impression

Reduce wasted alginate powder

Easy to use and clean

Save space and time



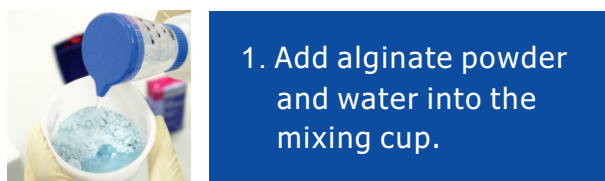
**MONITEX**

# ROTAMIX GX330 Alginate Mixer

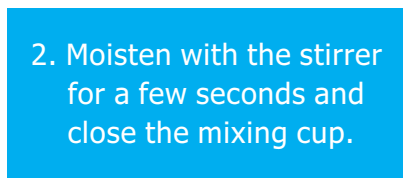
The automated ROTAMIX alginate mixer makes homogeneously and smoothly mixed alginate pastes to create the best impressions. With an alginate mixer in the clinic, dentists can be sure that there are no compromises that arise out of mixing by hand so that all procedures can be standardized.



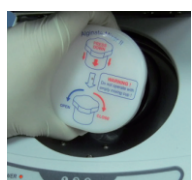
## Simple steps to creating a perfect impression:



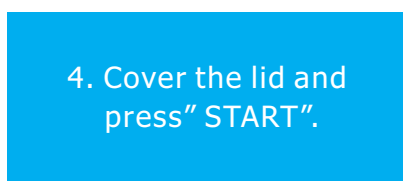
1. Add alginate powder and water into the mixing cup.



2. Moisten with the stirrer for a few seconds and close the mixing cup.



3. Put the mixing cup into the mixing well.






4. Cover the lid and press "START".



5. After mixing, use the spatula and remove the mixed impression.

### 3 Default Mixing Modes

Scoops	Mixing Time
	8 secs
	10 secs
	12 secs

### Specifications:

- Timer Range 1 ~ 16 seconds
- Mixing Modes 3 (Default: 8, 10, 12 secs)
- Speed 3,400 rpm
- Power Input AC 110 or 230V, 50/60 Hz
- Dimensions 250(L) x 205(W) x 290(H) mm
- Net Weight 17.5 kg
- Accessories Spatula/Stirrer/Scoop/Accessory Holder/Water Dosing Bottle/Mixing Cups(x4)



**MONITEX** INDUSTRIAL CO., LTD

5F, 70, Sec. 1, Guangfu Rd., Sanchong Dist., New Taipei City 24158, TAIWAN  
 TEL: + 886 2 29993869 FAX: + 886 2 29993647  
 Email: monitex@monitex.com.tw  
[www.monitex.com.tw](http://www.monitex.com.tw)

